



National Marine Manufacturers Association

nmma.org

ECONOMIC SIGNIFICANCE OF RECREATIONAL BOATING IN TEXAS

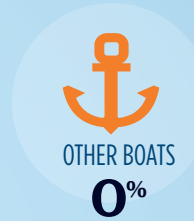
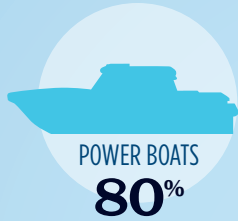
CONGRESSIONAL DISTRICT 19

Number of Recreational Boats*	15,814
Recreational Boating Industry Businesses	28
Total Jobs	1,152
Annual Recreational Boating-Related Spending	\$63.1 MILLION



RECREATIONAL BOATS IN TX-19

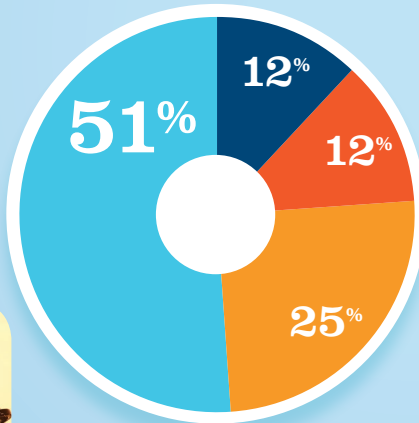
TOTAL BOATS*	15,814
REGISTERED BOATS	15,814
Power boats	12,683
PWCs	2,936
Sailboats	170
Other Boats	25
HOUSEHOLDS PER BOAT	16.3



* Total boats are registered boats as reported by states to the USCG.

RECREATIONAL BOATING CREATES JOBS IN TX-19

TOTAL BOATING JOBS	430
Boat Building	221
Motor / Engine Mfgr.	-
Accessory / Supplies Mfgr.	106
Dealers / Wholesalers	53
Boat Services	50

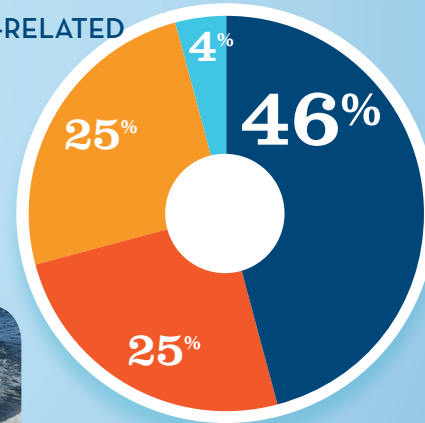


● BOAT BUILDING
● MOTOR/ENG. MFGR. †
● ACC./SUPPLIES MFGR.
● DLRS/WHOLESALERS
● BOAT SERVICES
 † 0%



RECREATIONAL BOATING-RELATED BUSINESSES IN TX-19

TOTAL BUSINESSES	28
Boat Building	1
Motor / Engine Mfgr.	-
Accessory / Supplies Mfgr.	7
Dealers / Wholesalers	7
Boat Services	13

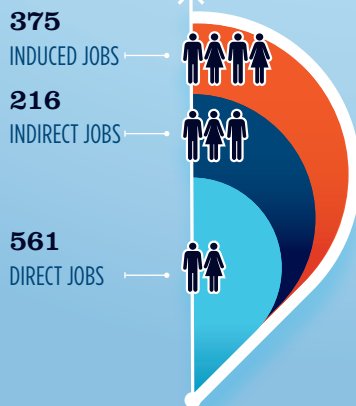


● BOAT BUILDING
● MOTOR/ENG. MFGR. †
● ACC./SUPPLIES MFGR.
● DLRS/WHOLESALERS
● BOAT SERVICES
 † 0%



ESTIMATED JOBS IMPACT OF RECREATIONAL BOATING-RELATED SPENDING IN TX-19

EST. TOTAL JOBS	1,152
EST. TOTAL LABOR INCOME	\$47.7 MILLIONS
Est. Direct Income	\$19.2
Est. Indirect Income	\$12.1
Est. Induced Income	\$16.4



RECREATIONAL BOATING INDUSTRY SALES IN TX-19

Boat Building	\$57.0 MILLION
Motor / Engine Mfgr.	\$0.0 MILLION
Accessory / Supplies Mfgr.	\$22.5 MILLION
TOTAL MFGR. SALES	\$79.5 MILLION
Dealers / Wholesalers	\$25.2 MILLION
Boat Services	\$12.3 MILLION
TOTAL RETAIL & SERVICES SALES	\$37.5 MILLION

● BOAT BUILDING
● MOTOR/ENG. MFGR.
● ACC./SUPPLIES MFGR.
● DLRS/WHOLESALERS
● BOAT SERVICES

Source: NMMA's Center of Knowledge; Recreational Marine Research Center at Michigan State University